



M-Knight Tag


FEATURES

- M-Knight Tag has very good size to performance ratio, when attached to metal.
- The product has been designed to be easily attached by adhesive.
- Flexible Read/Write Range (reader dependant).

APPLICATIONS

- Used in IT asset tracking applications such as backup tapes, servers, hard drives and media tapes without any human intervention.
- Inventory control of small tools and manufacturing equipment, servers and network routers.

Chip Type:	Alien Higgs 3 EPC Class 1 Gen 2	
	EPC 96 bit extendable up to 480 bits	
	User Memory 512 bit	
	Data retention of 50 years	
	Write endurance 100.000 cycles at Room temperature	
Mechanical:	Dimension	25 x 25 x 3 mm
	Material	Ceramic
	Encasing	Durable Paint
	Colour	Black
	Weight	8.6 g
Electrical:	Operating Frequency	865-868MHz, (902-928MHz also available on request)
	Operating mode	Passive (battery-less transponder)
Ingress Protection:	IP68	
Thermal:	Storage Temp.	-40 °C to +150 °C
	Operating Temp.	-40 °C to +85 °C
Part Number:	383V1	



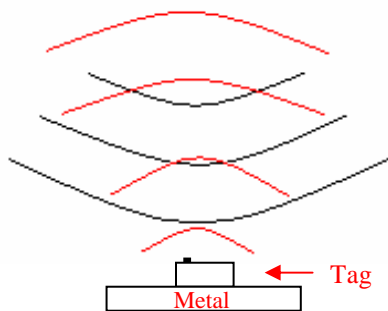
Tag Placement

- ✚ M-Knight tag is polarized along with the dotted line in the above picture (Dimension section).
- ✚ Place the tag in such a way that most of its bottom area comes in direct contact with metal.
- ✚ Ensure that there is no hindrance between the tag and the reader antenna.
- ✚ Reader antenna should be parallel to the dotted line as shown in above figure:

Correct way



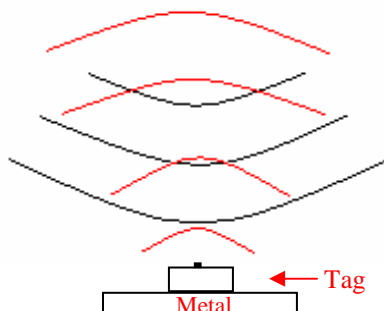
Antenna



Wrong way



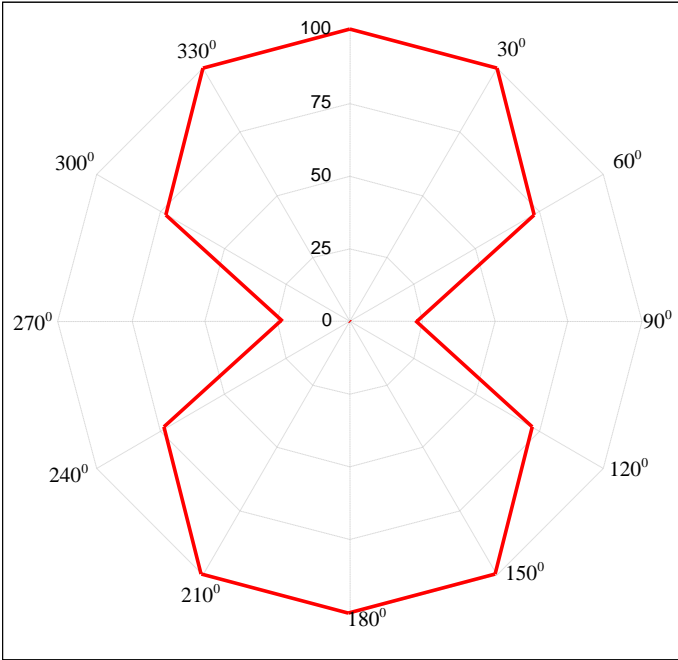
Antenna



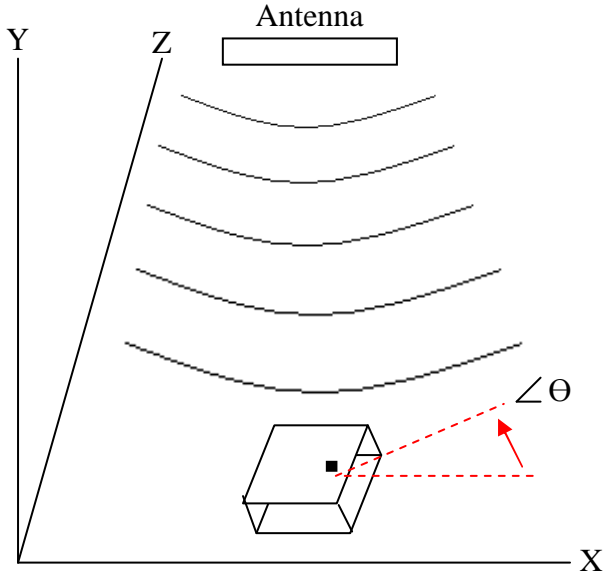
- ✚ Tag can be easily attached through adhesive tape at back.

M-Knight Tag Angular Sensitivity

(Relative Read Range vs. Orientation)



Read range (in percent) at various angle.



Tag is rotated in the X-Y plane about the z axis